

ITR165-0002 - i7+ Touch Panel



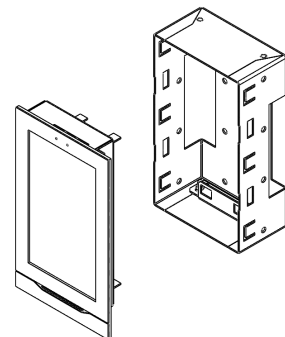
DESCRIPTION

Interra i7+ touch panel is designed to control the entire automation system from a single smart point. Interra i7+ can control complex systems such as switches, simple sensors, lighting, camera systems and alarm systems from a central point. Moreover, i7+ can also control the air conditioning systems with 2-point mode by thermostat functionality. Mobile control can be done by downloading Interra Pro software from online software markets related to IOS or Android based devices. Also, The configuration software (Interra Configurator) can be downloaded from our website (www.interra.com.tr) for the i7+ touch panel configuration.

MAIN FUNCTIONAL CHARACTERISTICS

- The automation system via EIO (Ethernet Input / Output) and KNX can be controlled with i7+ touch panel.
- Via i7+ touch panel's timer feature, desired operations can be made according to daily, weekly, monthly, annual or determined schedules.
- Security systems can be controlled via mobile and panel applications and also available cameras can be displayed with i7+ .
- Air conditioning systems can be controlled by thermostat function. 2-point on/off control can be made according to configured hysteresis with internal sensor or external source.
- The desired number of logic operations can be made with i7+ .
- Push notifications to mobile applications is immediately sent in the event of a notification via Google and Apple Cloud.
- All IOT compatible devices can be controlled using i7+ .
- With i7+, the house can be controlled via voice command assistants such as Amazon Eco, Google Home and Siri.

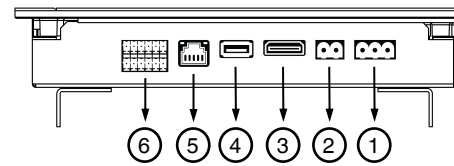
MOUNTING



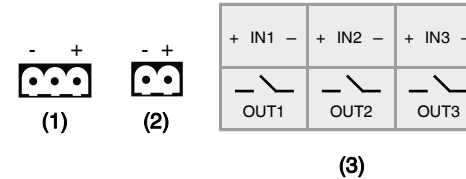
First, the mounting box must be attached to a suitable place on the wall. The long side of the mounting box should be placed at a right angle to the ground.

Then i7+ is attached to the mounting box as shown in the left figure and the mounting process is completed.

CONNECTIONS



Polarization:



1-) Voltage: Interra i7+ is powered by a 12V-2A DC power supply. This power supply has a special green colored 3 pin connector which is a terminal block in industrial grade. Pin indications are written on case.

2-) KNX: Interra i7+ has a two pin green colored KNX connector. This connector has pin indications on the plastic box. Additionally, i7+ has a certified KNX circuit.

3-) HDMI: For different application purposes, i7+ has an HDMI connector. Its output is configurable via special software.

4-) USB: i7+ has a USB host connector on the side panel. This connection extends its storage capacity to almost infinity. Also, this connector can be used for WIFI connection via USB dongle.

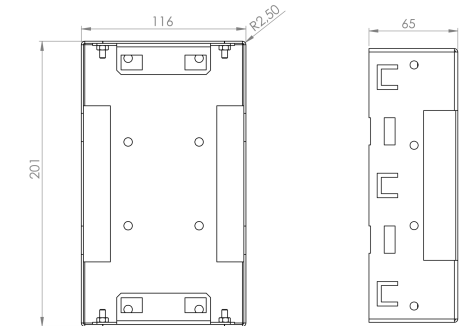
5-) Ethernet: i7+ has a standard 10/100Mbps RJ45 ethernet connector.

6-) I/O: i7+ has 3 inputs and 3 outputs connector. Both inputs and outputs are optocoupled. Outputs are connected to 12V-5A relays.

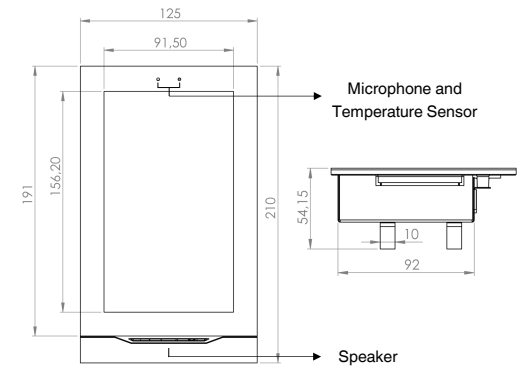
DIMENSIONS

The dimensions of the mounting box and device i7+ are shown below. All dimensions stated are in millimeters.

Mounting Box:



i7+ Touch:



Device	ITR165-0002
Power Supply	12V-2A DC Power Supply
CPU	ARM Cortex A7 Dual-Core 2x1.2 GHz
Memory	1 GB DDR3
Storage	8 GB EMMC
OS	Android
USB	1x USB2.0
KNX	1x KNX Connector
Sensors	1x Temperature Sensor
Display	7" LCD, HDMI 1.3 up to 1920x1080p@60Hz
Network	100Mbps Ethernet and USB WIFI
RTC	System includes RTC with CR1220 battery
GPIO	3pcs relayed Output (5A), 3pcs input connectors.
Temperature Range	Operation (0°C...45°C) Storage (-15°C...70°C)
Dimensions	i7+ Panel : 170x65x90 mm (WxHxD) Mounting Box : 116x201x65 mm (WxHxD)
Certification	KNX Certified
Configuration	With Interra Configurator Software

